

ALUMINUM ELECTROLYTIC CAPACITORS


KT For General Audio Equipment,
Wide Temperature Range.
series



KT



VZ

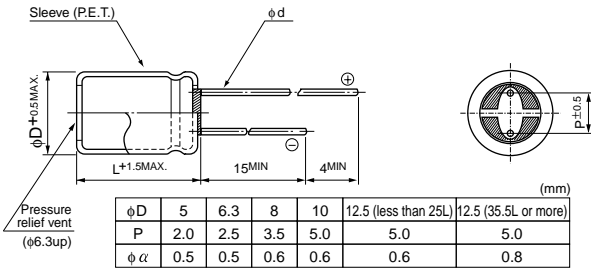


- 105°C standard for audio equipment.
- Adapted to the RoHS directive (2002/95/EC).

Specifications

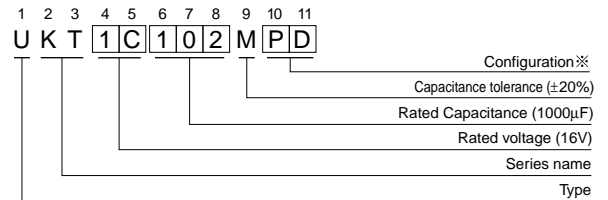
Item	Performance Characteristics								
Category Temperature Range	-55 to +105°C								
Rated Voltage Range	6.3 to 50V								
Rated Capacitance Range	0.1 to 10000µF								
Capacitance Tolerance	±20% at 120Hz, 20°C								
Leakage Current	After 1 minute's application of rated voltage, leakage current is not more than 0.03CV or 4 (µA), whichever is greater. After 2 minutes' application of rated voltage, leakage current is not more than 0.01CV or 3 (µA), whichever is greater.								
Tangent of loss angle (tan δ)	Rated voltage (V)	6.3	10	16	25	35	50	Measurement frequency : 120Hz, Temperature : 20°C	
	tan δ (MAX.)	0.30	0.26	0.22	0.18	0.16	0.14		
For capacitance of more than 1000µF, add 0.02 for every increase of 1000µF									
Stability at Low Temperature	Rated voltage (V)	6.3	10	16	25	35	50	Measurement frequency : 120Hz	
	Impedance ratio Z-25°C / Z+20°C	5	4	3	2	2	2		
		Z-40°C / Z+20°C	10	8	6	4	3	3	
Endurance	The specifications listed at right shall be met when the capacitors are restored to 20°C after the rated voltage is applied for 1000 hours at 105°C.							Capacitance change	Within ±20% of initial value
								tan δ	200% or less of initial specified value
								Leakage current	Less than or equal to the initial specified value
Shelf Life	After storing the capacitors under no load at 105°C for 1000 hours, and after performing voltage treatment based on JIS C 5101-4 clause 4.1 at 20°C, they will meet the specified value for endurance characteristics listed above.								
Marking	Printed with black color letter on purl blue sleeve.								

Radial Lead Type



• Please refer to page 20 about the end seal configuration.

Type numbering system (Example : 16V 1000µF)



※ Configuration

φ D	Pb-free leadwire Pb-free PET sleeve
5	DD
6.3	ED
8 - 10	PD
12.5	HD

Dimensions

Cap. (µF)	code	6.3		10		16		25		35		50	
		code	φD×L	code	φD×L	code	φD×L	code	φD×L	code	φD×L	code	φD×L
0.1	0R1											5×11	1.3
0.22	R22											5×11	2.9
0.33	R33											5×11	4.3
0.47	R47											5×11	7.0
1	010											5×11	13
2.2	2R2											5×11	20
3.3	3R3											5×11	25
4.7	4R7											5×11	30
10	100					5×11	35	5×11	36	5×11	41	5×11	46
22	220	5×11	45	5×11	45	5×11	54	5×11	58	5×11	61	5×11	68
33	330	5×11	55	5×11	58	5×11	65	5×11	68	5×11	75	5×11	90
47	470	5×11	65	5×11	68	5×11	79	5×11	83	5×11	93	6.3×11	115
100	101	5×11	95	5×11	105	5×11	115	6.3×11	140	6.3×11	150	8×11.5	190
220	221	6.3×11	160	6.3×11	175	6.3×11	190	8×11.5	240	8×11.5	260	10×12.5	300
330	331	6.3×11	195	8×11.5	240	8×11.5	265	8×11.5	290	10×12.5	350	10×16	410
470	471	8×11.5	270	8×11.5	280	8×11.5	315	10×12.5	380	10×16	460	12.5×20	530
1000	102	10×12.5	420	10×16	500	10×16	560	10×20	680	12.5×25	860	12.5×31.5	1040
2200	222	10×20	710	12.5×20	810	12.5×20	920	12.5×31.5	1200	12.5×40	1260		
3300	332	12.5×20	910	12.5×25	1050	12.5×31.5	1270	12.5×35.5	1400				
4700	472	12.5×25	1120	12.5×35.5	1300	12.5×35.5	1480						
6800	682	12.5×35.5	1360	12.5×40	1570								
10000	103	12.5×40	1650										

Rated Ripple (mArms) at 105°C 120Hz

Frequency coefficient of rated ripple current

Cap. (µF)	Frequency	50Hz	120Hz	300Hz	1kHz	10kHz or more
Less than 47		0.75	1.00	1.35	1.57	2.00
100 to 470		0.80	1.00	1.23	1.34	1.50
1000 to 10000		0.85	1.00	1.10	1.13	1.15

Please refer to page 20, 21, 22 about the formed or taped product spec.
Please refer to page 4 for the minimum order quantity.